


# PTT


## PLASTER TRIMS & TAPE

# NEW PTT PRODUCTS




### **42-RDLT-3.5 – Render Drip Line Trim – 3m x 3.5mm build**

- 50 per Carton / 42 ctns per pallet
- Use on window heads and soffits to aid in stopping water from tracking back onto the window frame




### **42-RSEXP-3.5 – Render Sealant Expansion Joint – 3m x 3.5mm build**

- 40 per Carton / 30 ctns per pallet
- Use where an expansion joint is required, render over the trim, then tear out the Orange strip to apply the sealant, it can also be snapped at the rear of the trim for complete separation.



### **42-RSB-3.5 – Render Stop Bead – 3m x 3.5mm build**

- 50 per Carton / 42 ctns per pallet
- Use where render has to finish against a different substrate, e.g. Brickwork, Blockwork, Timber, etc.
- Use against window / door frames to create a neat finish to the window / door reveal.
- Use above or below a Termite barrier to give a neat finish and leave Termite barrier exposed.
- Use for a neat finish at the bottom of a wall.



### **42-RSB-6 – Render Stop Bead – 3m x 6mm build**

- 50 per Carton / 42 ctns per pallet
- Use where render has to finish against a different substrate, e.g. Brickwork, Blockwork, Timber, etc.
- Use against window / door frames to create a neat finish to the window / door reveal.
- Use above or below a Termite barrier to give a neat finish and leave Termite barrier exposed.
- Use for a neat finish at the bottom of a wall.

[www.ptrim.com.au](http://www.ptrim.com.au)